

# 数显电子计数器

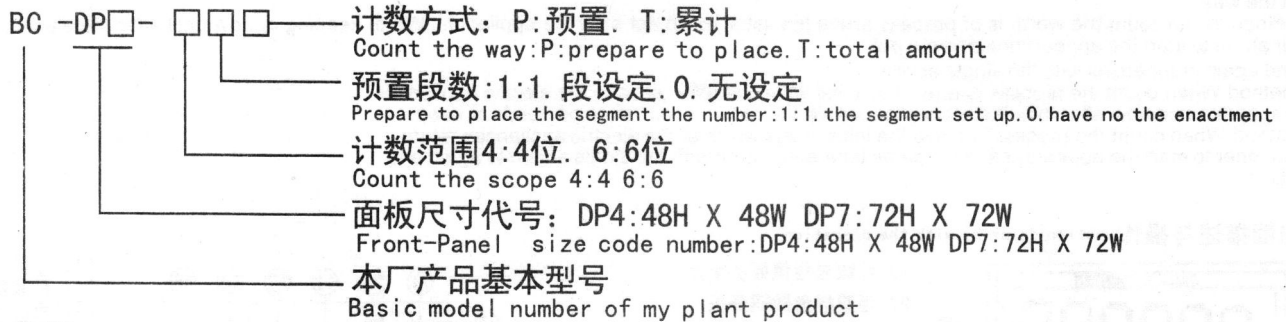
The number shows the electronics to count the implement

特点: Character istics:

1. 采用高精度集成电路  
the high accuracy of adoption gather electric appliances.
2. 具有R. C. N预置功能  
have the R. C. N to prepare to place the function.
3. 累计可达6位  
the total amount can amount to 6.
4. 具有1000小时停电记忆  
have the power failure memory of 1000.
5. LED显示  
LEDmanifestation.
6. 带预置式设定  
take to prepare the place type the enactment.
7. 抗干扰能力到IEC801 3级  
anti-interference the ability arrive the IEC801 3class.



## 一. 型号及含义 model number and meaning



## 二. 技术参数 Two. technique refer number

型号 TYPE	BC-DP4- 4□□	BC-DP7-□□□
仪表尺寸 DIN SIZE	48H X 48W	72H X 72W
开孔尺寸Mounting		
脉冲输入参数 The pulse inputs the refer number	输入阻抗: In put impedance 最小10千欧 Minimum 10 thousand ohm	
	门限电压: Input Level 大于5V为上升沿 小于2V为下降沿 Smaller 2Vs are a descent along	
	极限电压为30V Extreme limit electric voltage is 30 V	
	触发沿Step 正沿(上升沿) Leading edge Positive along(rising along) Leading edge	
继电器输出参数 Output the refer number after the electric appliances	输出方式 Output function R、N、C	
	输出周期 Output cycle 50ms-5S	
	触点负载 Contact hurden 3A 250VAC	
电源 Power supply	AC 110V/220V±10%(60Hz/50Hz)	
抗干扰能力 Anti-interference ability	IEC 801 3级 3G	
数值保存 Number temperature	1000小时 1000H	
工作温度 Work temperature	0 °C~+50 °C	
保存温度 Keep the temperature	-20 °C~70 °C	
绝缘电阻 Insulate the electric resistence	Min 100M (DC 500)	
电池寿命 Battery life	2年 2years	
计数速度 Count the speed	30cps/200cps	
辅助电源 Lend support to the power supply	DV12V±10%	

#### 四、产品说明 product elucidation

1. 适用于环境相对湿度85%以下, 温度0℃至 50℃使用, 防止因工作环境变化而引起不良现象。
2. 注意防止震动和冲击。
3. 不要在有对电器产品有害的化学药品, 气体地方使用。
4. 当你使用光电开关或接近开关作输入信号时, 请使用PNP型。
5. 防止干扰

选用正确计数速度, 可有效地抑制干扰信号。在因磁场或高频器, 高压火花等干扰信号较多环境使用时, 尽量把计数器和配线远离干扰信号产生源, 并输入信号线选用屏蔽线。

#### 6. 输出方式

R方式: 当计数过程值计到设定值时, 继电器动作。现在值保持直到继电器复位到起动状态, 输出以单动作反复进行。

N方式: 当计数过程值计到设定值时, 继电器动作。继电器动作状态, 现在值在复位之前进行保持。

C方式: 当计数过程计到设定值时, 继电器动作, , 同时回到复位起动状态, 输出以单动作反复动作。

1 be applicable to the opposite degree of humidity of environment 85% below, degree of humidity 0℃ 50℃ usage, prevent because of the work temperature to change but cause the bad phenomenon.

2.the attention prevent vibrate with pound at.

3.not want at have to harmful chemicals, usage in air place of electric appliances product.

4.be you to still use up to give or get an electric shock the switch or near to the switch to make the importation signal, please use the PSP type.

5 prevent the interference

Choose to ude right count the speed, can availably repress interference signal.

At because of many environments of signals of etc. interferences of magnetic field or high frequency implemet, high pressure sparks usage hour, as far as possible count the implemet to keep off the interference signal with compoud line to prodnce the fountainhead.

And input the signal line to choose to use to shind the line.

6 output the way

R method: When count the worth is of process arrive the initial nalud, act after the appliances. Worth keeping of now until after the electric appliances turn over arrive to start the appearance, and out put

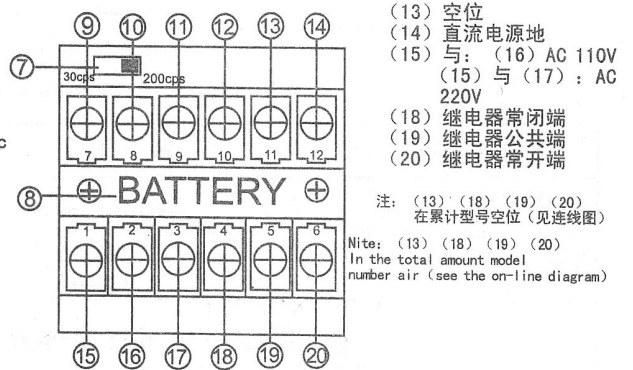
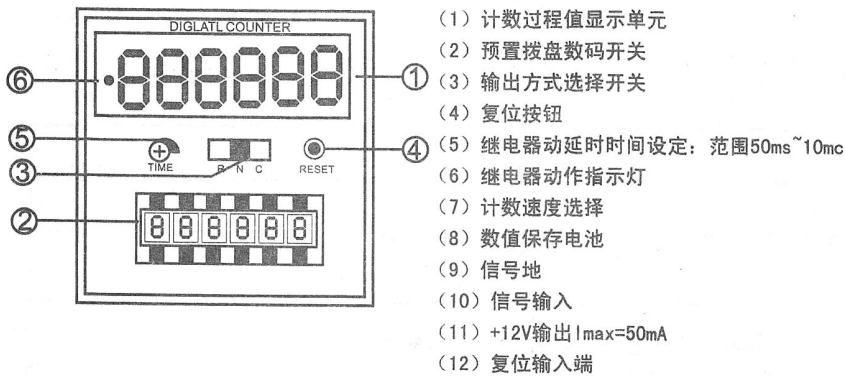
Again and again proceedes with the single action.

N method: When count the process is arrive the initial value, act after , act afte the electric appliances

Act the appearance, now after the electic appliances worthe at turn over before proceeds to keep.

C method. When count the process is arrive the initial value, act after the electric appliances, return to the turn oner to start the appearance at the same time, and output with the single action to again and again act.

#### 五、功能描述与操作 function describe with the operation

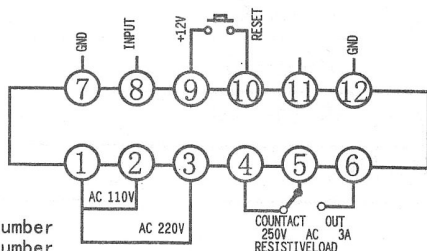


- (1) count the worth manifestation nit of process
- (2) prepare to place to stir the dish figures the switch
- (3) output the way choice the switch
- (4) duplicate button
- (5) move to postpone after the electric appliances always enactment : Scope 50 ms~mc.
- (6) act the designator light after the electric appliances
- (7) count the flat-out choice
- (8) the number keep the battery
- (9) signal ground
- (10) signal importation
- (11) +12V exportation Imax=50mA
- (12) the duplicate input to carry
- (13) air
- (14) direct current power supply ground
- (15) with : (16) AC 110V
- (15) with : (17) AC 220V
- (18) often shut to carry after the electric appliances
- (19) after the electric appliances public carry
- (20) after the electric appliance often starting point

#### 六、连线方式

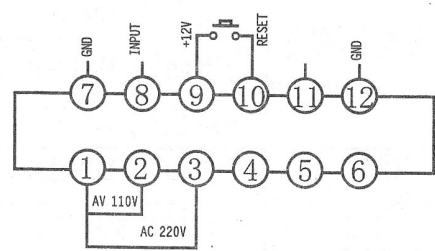
##### 电源连线

AC 110V 使用时连线1号与2号  
AC 220V 使用时连线1号与3号  
与接近开关连线7、8、9号



预置式接线图

Prepare the place type to connect the line diagram



累计式接线图

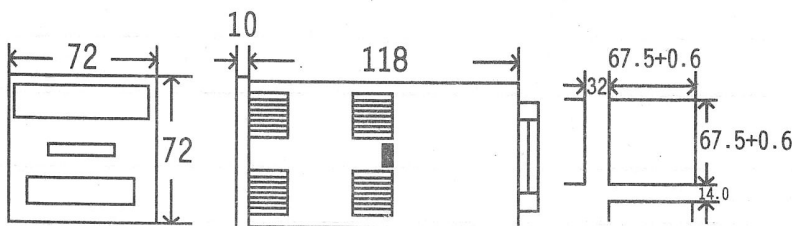
The total amount type connects the line diagram

#### on-line method

##### Power supply on-line

AC 110 V usage hour on-line No. 1 with 2 number  
AC 220 V usage hour on-line No. 1 with 3 number  
With near to the switch on-line 7, 8, 9 number

#### 七、外观尺寸、开孔尺寸 external appearance size, open the bore size



安達拉塑電榮譽出品  
ADL  
pladtics electric products  
139-2816000-9